

Osgathorpe Parish Plan



Planning the Future, Respecting the Past

Resident's Questionnaire Responses

Published May 2009

Blank

Osgathorpe Parish Plan

About this Report

This report is compiled from the information provided by Osgathorpe parishioners in the questionnaires circulated Summer 2008. It does not interpret the results nor provide recommendations for further action or activity. There will be an opportunity for you to make comments. The Parish Plan Group will then compile their recommendations for consideration by the Parish Council. The recommendations and outcome of the Parish Council deliberations will be published.

Full details of the process to compile this report from questionnaires and the quality assurance of the results are contained in the Appendix at the end.

About the Data Presented

The information reported breaks down into two types; firstly that generated from the 'tick boxes' and secondly written comments.

In order to be able to quantify the written comments, the responses to each question were sorted into groups (a group being two or more responses) of words or phrases which conveyed the same meaning and a word or phrase generated which best reflected the responses – it is these words or phrases which appear in the report. It was found that in some instances comments were made which were totally valid but were made against the wrong question – these responses were 'moved' as a response to the most appropriate question. Single responses have been reported as 'Other comments'.

Tables of information generated from the 'tick boxes' usually have an entry marked 'No Response'. This indicates the number of questionnaires where this question was not completed.

Tables of information generated from written comments often have an entry marked 'Total Comments' or similar followed by a further entry 'Number of Questionnaires'. This helps to identify how many people provided more than one comment to the question.

Data to each question is presented in rank order i.e. highest number of responses first through to the lowest last. In some cases charts are used to make it easier to understand the results.

What to do Next

Anyone wishing to make comment on the results can do so in writing to one of the Parish Plan Group listed at the end of the report within three weeks of publication of the report.

Contents

Page 5 - About the Parish and You

Page 6 - Access to Information

Page 8 - Amenities

Page 11 - Community

Page 13 - Sport, Leisure & Recreation

Page 16 - Housing, Planning & Development

Page 20 - Environment

Page 22 - Travel & Transport

Page 23 - Employment & Local Economy

Page 24 - Crime & Safety

Page 26 - Health & Social Care

Page 28 - Adult Education

Page 29 - Children's Education & Child Care

Page 31 - Young Persons Questionnaire

About the Parish and You

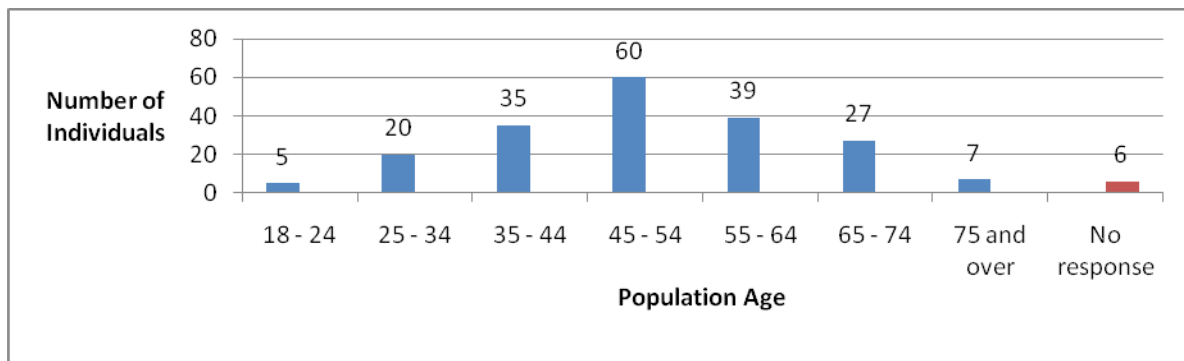
How many households are there in the parish?

		%
Number of properties identified using the Royal Mail address finder	176	
Number of properties unable to deliver questionnaires to (minimum of 2 visits plus 'carding').	10	5.7
Number of vacant properties	6	3.4

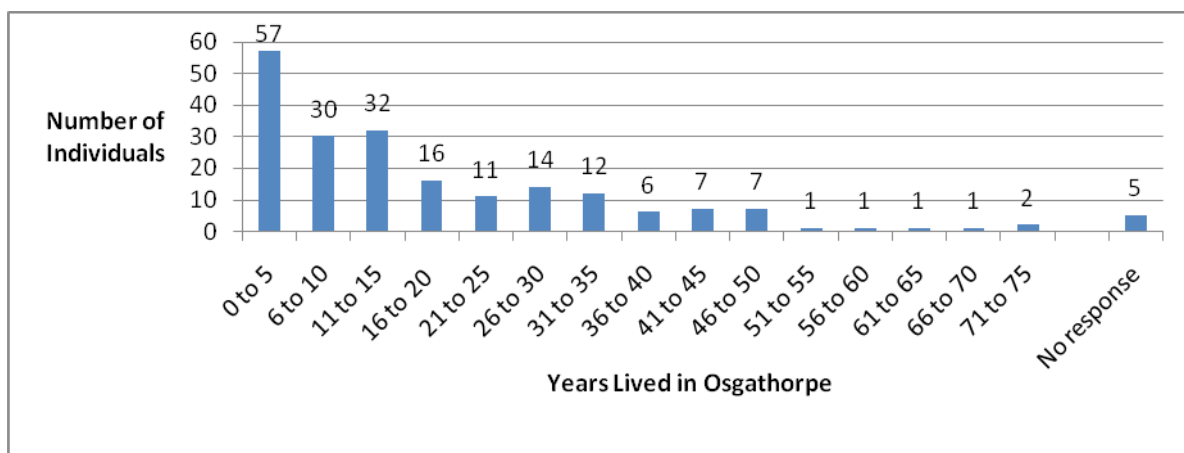
How many questionnaires did we distribute and get back?

		%
Number of adult questionnaires delivered	307	
Number of completed adult questionnaires collected	199	65
Number of households covered by this survey *excludes vacant properties	92	54*
Number of Registration of Interest forms completed	73	24
Number of young persons questionnaires delivered age 8-17 years	37	
Number of completed young persons questionnaires collected	24	65

A13.1 & A13.3 How old we are and how long we have lived in Osgathorpe



Gender mix: Female – 98 Male – 90 No response – 11



Access to Information

A1.1 How we access local news and information within the parish

Village Voice newsletter	161	Parish web site	18
Word of mouth	134	Leicestershire County Council website	8
Church Parish magazine	94	www.leicestershirevillages.com	6
Parish notice board	91	www.leicestershireparishcouncils.org	3
Loughborough Echo	50	www.leics.gov.uk/index/community/libraries	2
The Storey Arms notice board	51	Don't hear or access any information	1
Ashby or Coalville Times in print or on - line	44	Other (see below)	
Leicestershire Matters newsletter	42	Local radio	4
		Leaflets through the door	3
		Other sources	3

A1.2 Do we think we receive sufficient information from the sources in 1.1?

Yes	165	No	31	No response	3
-----	------------	----	-----------	-------------	----------

Suggestions from those who responded 'No':

More frequent and expanded Village Voice	10
Update the website	4
Use e-mail	3
Other comments	4
Total suggestions	21
Number of questionnaires	21
No response	10

A1.3 This is where we access the internet.

At home	159	Don't have access to/ use the internet	31	In a library	4	At college	2
At work	79	Mobile Phone	21	Internet cafe	2	No response	6

A1.4 Interest in training for Leicestershire Villages website

Yes	40	No	153	No response	6
-----	-----------	----	------------	-------------	----------

A1.5 Interest in adding information to local website

Yes regularly	2	Yes occasionally	69	No	123	No response	5
---------------	----------	------------------	-----------	----	------------	-------------	----------

A1.6 Interest in a parish directory of local services

Yes	169	No	27	No response	3
-----	------------	----	-----------	-------------	----------

A1.7 These are the library services we use

	Once a week	Once a month	Less often	Don't use	No response
Ashby	1	6	21	151	20
Shepshed	2	2	12	163	20
Coalville	2	7	23	155	12
Mobile library	0	2	4	170	13

A1.8 Ideas for improving the mobile library service

Provide greater assistance accessing the mobile library from my home	9	No change required	7	Change times when the mobile visits	2
Provide additional library services	9	Collection/return points for residents not available when mobile library visits (eg local shop, pub)	2	More frequently vary the selection of books	1
Volunteers to help collect/return books to the mobile library for me.	9	Other provisions	2	Alter stopping points within the parish	1

A1.9 Additional ideas about access to information

Better information on services and events	5
Belong to a library	2
Other comments	4
Total ideas	11
Number of questionnaires	11

Amenities

A2.1 Membership of sports and social clubs

	Yes	No	No response
Within the parish	12	141	46
Outside the parish	67	118	14

Types of clubs we are members of:

Fitness and leisure centres	19	Golf club	3
Women's Institute	6	Bowls club	3
Football club	5	Horse riding club	2
Rugby club	5	Motorcycle club	2
Arts and crafts club	4	Other activities	11
Tennis club	4	Total responses	68
Performing arts (drama, singing/music and dancing)	4	Number of questionnaires	61

A2.2 Things about living in the parish of Osgathorpe that prevent us from joining a club if we wanted to.

Yes	21	No	171	No response	7
-----	-----------	----	------------	-------------	----------

If 'Yes', the reasons why:

Lack of transport/public transport	8
No facilities available in the parish	6
Other reasons	2
Total reasons	16
Number of questionnaires	15

A2.3 These are the local services we use.

	Daily	Weekly	Monthly	Occasionally	Don't use but would like to	Don't use
Milk delivery	31	6	0	0	4	103
Newspaper delivery	25	13	0	1	15	90
Window cleaner	1	1	64	3	14	63
Other (see below)						
Gardener	0	3	1	1	0	
Postal service	0	2	0	0	0	
Laundry/ Ironing	0	2	0	0	0	
Food delivery	1	0	1	0	0	
Other services				3		

A2.4 How many of us know the Harley Hall is for hire.

Yes	125	No	73	No response	1
-----	-----	----	----	-------------	---

A2.5 This is how many of us have attended events at the Harley Hall and what they were.

Yes	113	No	86	No response	0
-----	-----	----	----	-------------	---

If 'Yes', the events attended:

Church events	31	Youth club	6
Parish Council	22	Art exhibition	5
Open gardens	19	Neighbourhood Watch	2
Women's Intitute	18	Local elections	2
Celebrations	9	Other events	2
Parish plan meetings	8	Total events	130
Parish meeting	6	Number of questionnaires	88

A2.6 Events we would like to see at the Harley Hall and comments about it.

Limited use because of booking restrictions and/or condition of hall	19
Youth club and children's activities	12
General social activities and presentations	11
A variety of fairs	8
Fitness activities	7
What and where is the Harley Hall?	6
Hall should be better advertised and easier to book	5
Other activities	6
Total comments	74
Number of questionnaires	66

A2.7 How we thought St Mary's church might further promote a sense of community and/or spirituality within the parish.

Use the church for other activities	12
Certain 'members' should be more welcoming and accepting	9
Better range of services	5
Services should be more child friendly	4
Happy with the efforts made by the church	3
Sunday school	2
More enthusiastic preachers	2
Other comments	2
Total responses	39
Number of questionnaires	38

A2.8 How often we visit the two main public houses in the parish.

		Daily	Weekly	Monthly	Rarely	Never
Storey Arms		6	43	16	75	59
George & Dragon		2	6	9	80	87
No response	15					

A2.9 This is what they might do to attract your custom.

Needs to put food on	34	Needs to be more child friendly	5
Needs to be refurbished	27	Décor and more welcoming	4
More events and activities better advertised	9	Other comments	5
More friendly atmosphere	7	Total responses	97
Put on food and improve décor	6	Number of questionnaires	89

A2.10 How interested are we to establish a LETS scheme (Local Exchange Trading System) in the parish and what services we might be able to exchange.

Very Likely	18	Possibly	78	Unlikely	97	No response	6
-------------	-----------	----------	-----------	----------	-----------	-------------	----------

Types of service from those who expressed an interest:

	Use	Provide	Not Known	Total
Gardening	7	2	10	19
Baby sitting/childcare		4	15	19
Dog walking and/or sitting. Other pet care	2	2	9	13
DIY / Handy man	4		4	8
Cleaning and/or laundry	2	2	1	5
IT skills	1	2	2	5
Supply or use produce	1	2		3
Tuition in various subjects		2		2
Other activities		7	3	10
		Total responses		84
		Number of questionnaires		40

A2.11 Additional comments on amenities within the parish.

Need a children's playground	18
Lack of amenities e.g. shop, post office , bus service etc.	8
A central meeting point	2
Other comments	8
Total comments	36
Number of questionnaires	34

Community

A3.1 How often we attend local social activities within our parish

Always	21	Often	66	Sometimes	56	Rarely	31	Never	25
--------	----	-------	----	-----------	----	--------	----	-------	----

A3.2 How much support there is for more activities and what they might be.

Yes	83	No	63	No response	53
-----	----	----	----	-------------	----

Suggestions from those who responded 'Yes':

More children's activities	8	Sports activities	3
Celebratory (street) parties e.g. Xmas , New Year, May Day etc.	6	Gardening club	2
Village outing e.g. theatre, picnics	6	Fetes	2
More family events	5	Music group and concerts	2
Dancing (barn/line)	5	Other suggestions	17
Walking club	4	Total suggestions	63
Local produce sales	3	Number of questionnaires	38

A3.3 The number who have attended a Parish Council meeting(s).

Yes	87	No	109	No response	3
-----	-----------	----	------------	-------------	----------

A3.4 These are the things that would encourage us to attend or attend more frequently.

Better notice of meetings and an agenda	31	Meetings too long	2
Seen as being run for self interest rather than representing wishes of the community	13	Other comments	5
Timing of meetings	7	Total responses	58
		Number of questionnaires	55

A3.5 These are the things we most like about living in the parish

Peace and quiet	113	Cleanliness	4
Friendly	66	Church and its fellowship	3
Open countryside	65	The pub	3
Community spirit	45	Walks	3
Village ambiance	32	Cycle network	3
Location	31	My house & garden	2
Feels safe and secure	25	Other comments	17
Lack of traffic	12	Total responses	424
		Number of questionnaires	159

A3.6 These are the things we most dislike about living in the parish

No local shop or post office	49	Lack of footpaths/pavements	6
Speeding and noisy traffic	31	Street & footpath lighting issues (too much or too little)	6
Small number of unpleasant individuals	28	Varying attitudes towards change	4
Poor transport	24	Too quiet	4
Lack of children's and adult recreation area	23	Smell from sewage works	3
Poor community spirit	16	Having to travel to amenities	3
No village centre/community hall	12	No mains gas	3
Dog fouling	11	New houses	3
Poor pub	9	Lack of low cost housing	2
Run down properties and future development	9	Nothing	2
Poor maintenance of paths and hedges	6	Other comments	14
Aircraft noise	6	Total responses	274
		Number of questionnaires	127

A3.7 Additional comments on community issues

Play area needed	3
Speeding traffic	3
Concerned about availability of affordable housing	2
Other comments	12
Total comments	20
Number of questionnaires	17

Sport, Leisure & Recreation

A4.1 How often we use sport and leisure facilities

	Daily	Weekly	Monthly	Never	No response
Whitwick or Ashby leisure centres	2	31	36	115	15
Private gym	2	14	7	149	27
Snibston Discovery	0	0	34	136	29
Belton sports ground	2	2	217	151	29
Country park e.g. Bradgate, Lount	0	24	95	57	21
Local club or society	0	28	21	116	34
Cycle network	2	16	51	104	26
Other (see below)					
					No frequency
National Trust	0	1	1		1
Local footpaths/countryside	4	5	0		1
Loughborough & other leisure centres	0	1	1		2
Other facilities	1	5	3		0

A4.2 Whether or not the above facilities meet our requirements and, if not, why not.

Yes	132	No	13	Not applicable	36	No response	18
-----	------------	----	-----------	----------------	-----------	-------------	-----------

Facilities required by those who responded 'No':

Need more/ better sports facilities - current ones are not up to standard or need more classes	8
Need to use car to access facilities	3
Not aware of any clubs or societies	2
Not safe to walk or cycle around Osgathorpe	2
Other comments	1
Total responses	16
Number of questionnaires	13

A4.3 How often we take part in recreation and sporting activities

	Daily	Weekly	Monthly	Never	No response
Gardening	48	97	28	14	12
Eating out	3	60	110	8	18
Walking	75	56	36	18	14
Cinema or Theatre	0	4	120	41	34
Horse riding	5	7	8	131	48
Cycling	4	19	49	89	38
Organised sports club/team	2	37	14	105	41
Other (see below)					
					No frequency
Fitness classes	0	2	0		2
Comedy	0	0	3		0
Golf	0	1	1		0
Swimming	0	4	0		0
Running	1	1	1		0
Women's Institute	0	0	2		0
Music groups	0	2	0		0
Tennis	0	1	1		0
Other activities	1	6	1		0

A4.4 Activities that we think may be of interest to others in the parish, possibly with a view to setting up 'get togethers' or forming clubs.

Walking Club	11	Board games and cards	5
Fitness Classes including yoga, palates and tai chi	9	Wildlife	4
Gardening	9	Cycling	4
Book club	9	History/Family history & Archaeology society	4
Youth club and children's activities	9	Cooking/Vegetarianism and Dinner parties	3
Art & Craft club	8	Running Club	2
Individual and team games	7	Miscellaneous single comments	15
Music & drama group	5	Total responses	104
		Number of questionnaires	61

A4.5 Improvements, if any, we would like to see with footpaths and bridleways etc.

Leaflets illustrating walks	97	Additional footpaths	57	Vegetation removed	75
Leaflets illustrating cycle ways	46	More seating & rest stops	48	Improved signposting	26
More dog fouling bins	88	Better street lighting	52	Other	0
No response	14				

Type of improvements that could be made:

Better maintenance of footpaths and hedgerows	18	Deal with dog fouling	4
Footpath from Dawsons Rd to Main St	9	Less lighting	3
Better footpath access for people with disabilities and for dogs and horses	7	Too many signs on Ashby Road	2
Better footpath and bridleway signing	7	Other comments	2
Improve lighting	4	Total improvement responses	60
Less barbed wire	4	Number of questionnaires	49

A4.6 Would we be likely or not to use an outdoor recreation area if space could be found. If so, what would we like to see provided.

Yes	101	No	89	No response	9
-----	------------	----	-----------	-------------	----------

Provisions from those who responded 'Yes':

Picnic tables and seats	74	Provision for ball games	70
Playground equipment	71	No response	5
Other (see below)			
Village green	6	Community events	3
Tennis court	4	Just the space	2
Playground e.g. skateboarding	4	Other provisions	2

A4.7 Would we be likely or not to use a new recreation centre.

Yes	68	No	37	Possibly	83	No response	11
-----	-----------	----	-----------	----------	-----------	-------------	-----------

What those who responded '@Yes' would like to see it used for:

Social events	77	Youth club	40
Evening classes	70	Daytime classes	27
Indoor sports	52	No response	7
Other (see below)			
Private hire	4	Other activities	3
Parents/toddler playgroup	2		

A4.8 Additional comments on sport, leisure and recreation.

Oppose the provision of a community centre or have reservations.	7	Strongly resist provision of a recreation area	3
Need facilities for children's recreation	6	There are other options to a purpose built community centre e.g. Church, Storey Arms	3
People are becoming more conscious of the need to keep fit and healthy	5	Support for local facilities at Ashby & Whitwick	2
Improvements needed to footpaths and provision of cycle routes	4	Other comments	6
		Total responses	39
We need to find a recreation space	3	Number of questionnaires	34

Housing, Planning & Development

A5.1 How important we think it is to preserve the character of the parish.

Important	184	Unimportant	1	Don't Know	3	No response	11
-----------	-----	-------------	---	------------	---	-------------	----

A5.2 The extent to which we think various items affect the character of the parish.

	Very good effect	Good effect	Bad effect	Don't Know	No response
Peace & quiet	143	48	1	1	6
Wildlife	128	62	0	1	8
Buildings and features of architectural importance	116	70	0	4	9
Mature trees	129	56	1	1	12
Green spaces and fields within the village	122	60	2	2	13
Hedgerows and lanes	114	67	8	1	9
Surrounding countryside and farms	114	67	5	2	11
The brook and brook-side meadows	127	54	2	4	12
Private gardens	75	105	1	8	14
Footpaths	87	85	5	8	14
The pubs	49	89	24	20	17
Traffic	9	23	126	19	22
The sewage farm	2	8	146	23	20
Other(s) (see below)					
					No effect stated
People	1	2	0	0	1
New & low cost housing	0	0	3	0	1
Character of countryside	2	0	0	0	1
Large agricultural buildings	0	0	2	0	1
Recreation playground	1	0	1	0	0
Traffic & speed issues	1	1	0	0	1
No large housing developments	1	1	1	0	0
Other characters	3	0	5	0	0

A5.3 Parts of the parish we think should be preserved or improved.

Preserved:

Yes	121	No	29	No response	69
-----	------------	----	-----------	-------------	-----------

The things that should be preserved identified by those who responded 'Yes':

Older buildings	63	Footpaths	3
Peace & quiet	55	Heritage	3
Harley Hall	55	Phone box	3
Church and its immediate surroundings	35	Areas around Church Lane and Chapel Lane	3
Green spaces and surrounding fields	30	Rural life	2
Bridges and brook	25	Quiet & narrow lanes	2
Hedgerows and trees	13	Wildlife	2
The whole parish/village	6	Other comments	3
Size of village/parish	4	Total responses	307
		Number of questionnaires	98

Improved:

Yes	81	No	33	No response	85
-----	-----------	----	-----------	-------------	-----------

The things that should be improved identified by those who responded 'Yes':

Run down properties on Main St.	21	Improve railings	4
Storey Arms	18	Facilities for children	4
Clean up hedgerows, footpaths and roads	16	No more building	3
Harley Hall	8	Large barn off the Snarrows	2
Better footpath provision	6	Fields/Meadow in centre of the village	2
Traffic speed issues	4	Other comments	14
Sewage farm smells and appearance	4	Total responses	110
Provision of a shop	4	Number of questionnaires	90

A5.4 Our satisfaction or dissatisfaction with the impact that residential developments have had in the parish.

Very Satisfied	9	Satisfied	103	Neutral	48	Dissatisfied	15
Very Dissatisfied	10	Don't Know	7	No response	7		

Reasons given by those who were **'Very dissatisfied'** or **'dissatisfied'**:

Some new houses of poor architectural design	9	Positive comments to recent developments	3
Too many large houses have been built	7	Too many cars	2
Need more smaller homes	5	Other comments	6
Concerned by the impact both infill and developments might have on the village	5	Total responses	40
Too many new houses have been built	3	Number of questionnaires	32

A5.5 Our level of support or opposition to increasing the number of residential dwellings in the parish.

	Very Supportive	Supportive	Opposed	Very Opposed	Don't know	No response
No new dwellings	51	36	35	16	18	43
6-10 new dwellings	15	37	46	40	14	47
11-15 new dwellings	5	21	41	75	10	47
More than 15 new dwellings	6	10	29	102	9	43

A5.6 Our level of concern or not about other forms of development within the parish e.g. agricultural or light industrial buildings.

Very Concerned	56	Concerned	60	Unconcerned	47	Don't know	21	No response	15
----------------	-----------	-----------	-----------	-------------	-----------	------------	-----------	-------------	-----------

Reasons given by those who were **'Very concerned'** or **'Concerned'**:

Would spoil the overall character of the village	37
Would result in increased heavy traffic, noise and pollution	34
Each case needs to be judged on its merits	13
This type of development not required	11
Unightly barn erected in village has to be cause for concern.	11
Concerned by recent application for new farmstead off Church Lane	6
Lack of amenities and infrastructure to support this type of development	5
Concerned that more relaxed planning rules can lead to the village not having a 'say'.	3
Other comments	14
Total responses	134
Number of questionnaires	112

A5.7 The type of residential accommodation we think is needed in the parish, if any.

	Yes	No	No response		Yes	No	No response
Homes for young people	61	90	48	Homes for people with disabilities	64	75	60
Retirement homes	62	84	53	Rented accommodation	43	98	58
Small family homes	79	64	56	Affordable homes	70	74	55
Large family homes	32	102	65	No more houses needed	58	50	91

A5.8 The number of people who have had to move away from the parish in the last 5 years through lack of affordable housing.

Yes	4	No	108	No response	13
-----	---	----	-----	-------------	----

Reasons given by those who responded 'Yes':

No suitable accommodation available	3
Other comments	1
Total responses	4
Number of questionnaires	3

A5.9 The number of people whose housing needs will be met within the parish for the next 5 years.

Yes	135	No	18	Not applicable	29	No response	17
-----	-----	----	----	----------------	----	-------------	----

A5.10 Additional comments on housing, planning & development.

No new development required - particularly big ones. This would be detrimental to the village	13
Any development should be small and in keeping with the village	12
Needs to be better coordination between planners and village community	8
No requirement for affordable housing, plenty in surrounding towns	6
Need affordable housing for the young and retired	5
Would not be averse to new houses if it is shown there is a need	2
Lack of facilities restricts who can live here	2
One house in the wrong place could have an adverse impact	2
Concerned about water run off and sewage capacity	2
Other comments	7
Total responses	59
Number of questionnaires	52

Environment

Flooding & Pollution

A6.1 How concerned or otherwise we are about the risk of flooding to houses, gardens or surrounding areas.

Very Concerned	17	Concerned	73	Unconcerned	103	No response	6
----------------	-----------	-----------	-----------	-------------	------------	-------------	----------

A6.2 How concerned or otherwise we are about sources of pollution.

	Very Concerned	Concerned	Unconcerned	No response
Traffic noise	41	62	86	10
Aircraft noise	33	58	93	15
Crop spraying	27	55	101	16
Smoke or Fumes	24	37	116	22
Light	14	28	131	26
Other (see below)				Unspecified concern
Dog fouling	1	3	0	1
Bins	1	1	0	1
Sewage farm	2	0	0	0

Reasons given by those who were **'Very concerned'** or **'Concerned'**:

Increased traffic particularly on Ashby Rd	61
Crop spraying	29
Airport noise and volumes	12
Light pollution	10
Outdoor fires and fumes	9
Smells from sewage farm	8
Not currently concerned but would be if any sources of pollution get worse	7
Other comments	4
Total responses	140
Number of questionnaires	99

Household Waste & Recycling

A6.3 What would help us to recycle more household waste.

Increased frequency of kerbside recycling collections	55	Larger or more containers (kerbside collection)	58
Having one large recycling bin for all waste instead of individual containers (kerbside collection)	43	Increased types of materials that can be collected (please tell us below)	74
Better information about waste collection & recycling service offered	29	No response	17
Other (see below)			
Drink cartons (Tetra packs)	15	Other plastics	25
Foil	5	Cardboard	2
Tins/metals	4	Free food waste composters	2
Egg cartons	4	No change	3
Clothing	5	Already recycle all waste	2
Glass	9	Other categories	4

Energy Conservation

A6.4 How we heat our homes.

Electric storage heaters	19	Oil central heating	60	LPG central heating	11
Solid fuel central heating	9	Wood burner	5	Open fire	1
Portable gas fire	0	No response	10		
Other (see below)					
Electric central heating	4	Under floor/ceiling electric heating	4		

A6.5 The level of support for installation of mains gas in the parish.

Yes	46	No	43	Don't know but would like further information	25	No response	8
-----	-----------	----	-----------	---	-----------	-------------	----------

A6.6 The energy saving features we have in our homes.

Loft insulation (more than 25cm/10")	80	Double glazing	95	Cavity wall insulation	51
Water saving device	21	Solar panels	3	Photovoltaic cells for electricity production	1
Low energy light bulbs	96	Lagged hot water tank	94	Wind power	0
Wood burner	35	Thermostatic radiator valves	54	None	1
Other (see below)				No response	3
Condensing boiler	1				

A6.7 Additional comments on environmental issues

Concerned about the effectiveness of materials recycling and the current kerbside collection systems	6
Better support from government/local councils to improve house heat insulation etc.	5
Better notification of crop spraying and provide a buffer zone from residential properties	2
Other comments	11
Total responses	24
Number of questionnaires	17

Travel & Transport

A7.1 How many of us have access to our own means of transport

Yes	185	No	2	Don't drive	6	No response	6
-----	------------	----	----------	-------------	----------	-------------	----------

A7.2 The most often form of transport we use for various activities.

	motorbike Car or	Community Bus	Taxi	Service Bus	Train	Bicycle	Walk	Lift	N/A	No response
Shopping	183	1	0	5	0	0	0	1	1	8
Doctors	175	0	0	2	0	3	0	1	4	14
Hospital	168	0	0	3	0	1	0	2	9	16
Leisure use	164	0	2	1	0	6	1	1	3	21
Work	141	1	0	0	1	2	4	0	28	22
Attending School/training	53	2	2	0	0	0	0	0	75	67
Attending college or university	31	0	1	0	1	1	0	0	81	84

A7.3 How we rate the public transport provision in the parish.

Excellent	1	Good	11	Average	25	Fair	8
Very Poor	39	Do not use	109	No response	6		

A7.4 The improvements we would like to see to encourage us to use public transport.

No improvements would get me to use public transport	62	More buses at weekends	40	Improved bus shelters	11
Better connections to other forms of public transport (eg trains)	52	More evening services	38	More accessible buses (eg low floor buses)	9
More easily accessible information about bus routes & times	48	More reliable service	25	Other improvements	0
More buses during peak travel times (7.30-9.00am & 4.30-6.00pm)	45	Better value for money	22	Different or new routes	0
More buses during daytime	43	Different/new stops	14	No response	32

A7.5 Additional comments on travel and transport

Routes to cities/train stations/airports would be good	9
Reinstate bus to Coalville	8
Improved bus service unlikely to be viable	6
Use smaller buses	3
Where does the bus stop?	2
Car share scheme	2
Other comments	11
Total responses	41
Number of questionnaires	38

Employment & Local Economy

A13.2 How we are employed.

Employed full time	77	Full time education	3
Retired	34	Unemployed	2
Self employed	29	Other (occupations)	0
Housewife/househusband	17		
Semi retired	7	No response	7

A8.1 Number of businesses being run from within the parish and associated employment.

	Yes	No
Run it within the parish	21	23
Work with the local community	10	26
Employ local people	10	25

A8.2 Number of us, if employed, spending more that 50% of time working from home.

Yes	20	No	39
-----	-----------	----	-----------

A8.3 Local services or amenities which might be improved for those with businesses in the parish or working from home.

No local services can be improved	3
Faster broadband	3
Other comments	3
Total responses	9
Number of questionnaires	8

A8.4 Additional comments on the local economy.

Other comments	1
Total responses	1
Number of questionnaires	1

Crime & Safety

A9.1 The number of us who feel unsafe or vulnerable in the parish.

Feel unsafe	46	Feel safe	149	No response	4
-------------	-----------	-----------	------------	-------------	----------

And time and locations for feeling unsafe or vulnerable:

Where there is lack of footpaths or streetlights	9
From speeding cars, particularly on narrow lanes	3
When walking alone or in the dark	3
Because of difficulty negotiating some turns when driving	2
When walking past the farm on Main Street	2
Other comments	5
Total responses	24
Number of questionnaires	24

Reasons for feeling unsafe or vulnerable:-

Lack of street lighting	10
Aggressive behaviour	2
Other comments	3
Total responses	15
Number of questionnaires	15

A9.2 How problematic we feel various criminal activities are in the parish.

	Problem	Not a problem	Don't know	No response
Speeding traffic	117	61	5	16
Unwelcome house callers	25	141	14	19
Burglary	19	116	42	22
Anti social behaviour	10	150	16	23
Theft from a vehicle	10	140	25	24
Theft of a vehicle	8	135	29	27
Public order	4	154	16	25
Theft of cycle	4	139	32	24
Vandalism	3	145	24	27
Damage to vehicles	8	141	26	24
Indecency	0	158	17	24
Theft from a person	0	147	28	24
Other (see below)				
Fly tipping	2	0	0	0
Dog fouling	3	0	0	0
Behaviour of certain individuals	2	0	0	0
Other issues	1	0	0	0

A9.3 The option we feel would help tackle crime and/or improve safety within the parish.

Neighbourhood Watch scheme	137	Countryside Watch scheme	56
More regular police patrols within the parish	78	Farm Watch scheme	43
Better street lighting	59	Other options	4
		No response	7

A9.4 How many of us would be willing to participate in the 'Watch' schemes.

Yes	144	No	55	No response	30
-----	------------	----	-----------	-------------	-----------

A9.5 Additional comments on crime and safety.

Speed of traffic in and around the parish	8
Operation of neighbourhood watch	5
Improvements to some road junctions needed	2
Safe - no improvements needed	2
Other comments	9
Total responses	26
Number of questionnaires	25

Health & Social Care

General

A10.1 How often we use various health services.

	Daily	Weekly	Monthly	6 Months	1-2 Years	Never	No response
Doctor/practice nurse	0	1	29	91	56	6	16
Dentist	0	0	3	137	33	11	15
Chemist / Surgery (for prescription)	0	4	61	56	42	18	18
Optician	0	0	2	25	124	22	26
Hospital	1	2	7	32	85	45	27
Chemist (for advice)	0	0	97	29	39	79	45
District/Community Nurse	1	1	3	6	27	119	42
Chiropodist	0	1	10	4	15	130	39
Health Centre/clinic	0	0	4	11	19	124	41
Day Care	2	3	0	2	42	154	36
Other (see below)							
Physiotherapist	0	1	1	0	0	0	

Comments on dissatisfaction with the services:

Doctors surgery is excellent	2
Other comments	5
Total responses	7
Number of questionnaires	7

Adult Care

A10.2 How many of us are care providers, care receivers or both.

Care provider	11	Care receiver	2	Both	2	Neither	164	No response	20
---------------	-----------	---------------	----------	------	----------	---------	------------	-------------	-----------

A10.3 For those receiving care, the type of care being provided.

	Yes	No	No response
Informal care (e.g. provided by relative or friend)	2	1	17

Comments by those who responded 'Yes':

Various comments	5
Total responses	5
Number of questionnaires	5

	Yes	No	No response
Formal care (e.g. provided by day centre, GP, nurse)	3	0	17

Comments by those who responded 'Yes':

Various comments	2
Total responses	2
Number of questionnaires	2

A10.4 For those receiving care, other support considered necessary.

A day centre for social activities	3	A self-help group	1
Help with gardening	2	I don't know how to get help	1
Help around the house e.g. cleaning, cooking	2	None of these	1
Help with shopping	1	Other	0
		No response	17

A10.5 For those providing care, various sources from which support needs to be provided.

A self help group supporting carers	2
A respite care centre to give me a longer break now & again	2
A neighbourhood sitting scheme to give me a break now and again	1
A day care centre where I feel confident to leave the patient for an hour or two each week	0
Other	0
None of these	5
No response	17

No comments made regarding any dissatisfaction with the service provided

A13.4 How many of us consider ourselves to be disabled

Yes	14	No	177	No response	8
-----	-----------	----	------------	-------------	----------

A10.6 Additional comments on health and social care provision within the parish.

Various comments	3
Total responses	3
Number of questionnaires	3

Adult Education

A11.1 How many of us would like to see education and leisure courses run within the parish.

	Yes	No	No response
Leisure activities evening	93	73	33
Adult education evening	91	79	29
Adult education daytime	30	116	53
Leisure activities daytime	30	113	56

These are the suggestions from those who responded 'Yes':

Languages	32	Dancing	4
Keep fit & exercise	26	Cookery	4
Computing	17	Wildlife, natural history and environment	4
Art & craft	14	Genealogy	2
Photography	7	Wine tasting	2
DIY and trade skills	5	Other classes	13
Hobbies	5	Total responses	140
Gardening & horticulture	5	Number of questionnaires	71

A11.2 How many of us would be prepared to pay for these courses.

Yes	114	No	10	No response	21
-----	------------	----	-----------	-------------	-----------

A11.3 Most frequently suggested venues for the courses.

Harley Hall	108	St Mary's Church	21
Storey Arms	27		
Other (see below)			
Community centre	4	Don't know	2
Villagers houses	2	None listed are suitable	2

A11.4 Additional comments on adult education

Various comments	9
Total responses	9
Number of questionnaires	9

Children's Education & Child Care

Education

A12.1 How many of us were able to place our children in school(s) of our choice.

	Yes	No	Not Applicable
Child 1	34	1	153
Child 2	22	0	177
Child 3	8	0	191
Child 4	2	0	197

Childcare

A12.2 How many of us use child care facilities

Yes	11	No	1	No response	1
-----	-----------	----	----------	-------------	----------

Comments from those who answered 'No':

Parents do childcare	5
Get through school	4
Not required/necessary	2
Other comments	0
Total responses	11
Number of questionnaires	11

A12.3 How many of us think there is sufficient child care facilities to meet needs

Yes	22	No	7	No response	4
-----	-----------	----	----------	-------------	----------

Comments from those who answered 'No':

Not aware of any in the parish	6
Some needed in the parish for occasional use	3
Other comments	3
Total responses	12
Number of questionnaires	12

A12.4 How satisfied we are with the various child care services we use.

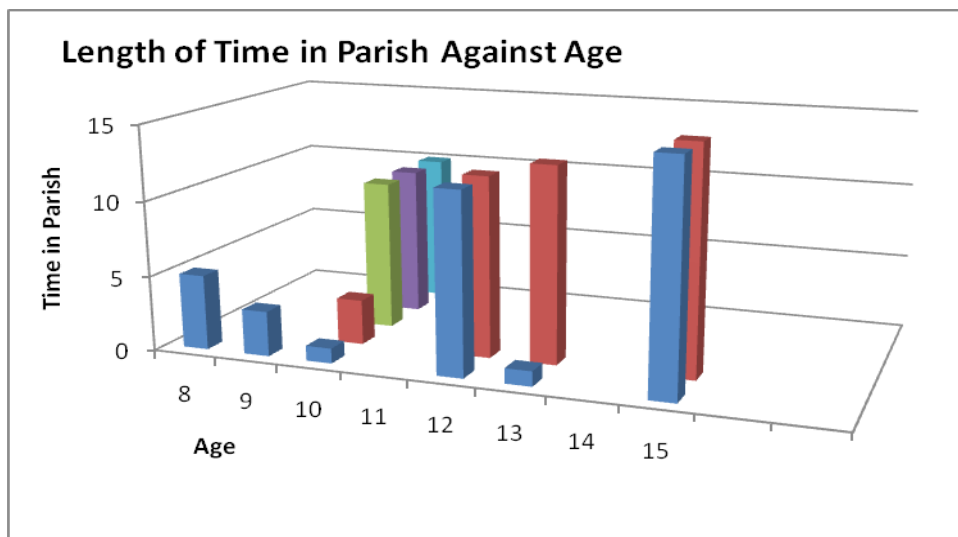
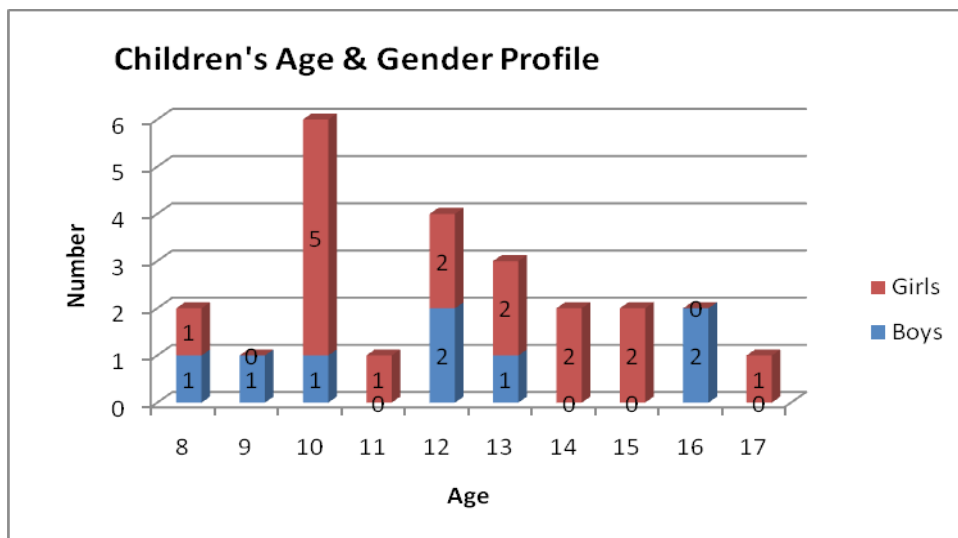
	Excellent	Good	Average	Below Expectations	Poor
Day Nursery	1	0	0	0	0
Pre-school or playgroup	4	0	0	0	0
Registered childminder	1	1	0	0	0
Parent and Toddler group/stay and play sessions	1	3	0	0	0
Crèche	0	0	0	0	0
After school club	3	3	1	0	0
Nanny/au pair/other care for a child in your home	1	0	0	0	0
Breakfast club	1	2	0	0	0
Holiday scheme	1	3	0	0	0
Family member	6	1	0	0	0
Other	0	0	0	0	0

A12.5 Additional comments on children’s education and child care

There should be provision within the parish for children to meet and interact	4
Holiday childcare provision would be good	2
Childminders in the village would be good	2
Other comments	3
Total responses	11
Number of questionnaires	12

Young Persons Questionnaire

Of the 37 questionnaires distributed, 24 were returned completed.



Number lived all life in Parish = 8 of 13

Missing Data = 11 of 24

A1 How many like living in Osgathorpe.

Like living in Osgathorpe	22
Dislike living in Osgathorpe	2
No response	0

A2 How many would like to change something in the parish.

Would like to make changes	20
Would not like to make changes	3
No response	1

These are the changes they would like to see:

Shops	15	Meeting Shelter	1
Parks/Play Area	11	Skate park	1
More buses	2	Somewhere to walk to	1
More people my age	2	Village Green	1
Demolish farm house	1	Total responses	35
		Number of questionnaires	20

A3 These are the schools/colleges attended.

Griffydam Primary School	6	Garendon High School	1
Loughborough High School	5	Loughborough Grammar School	1
Ivanhoe	3	Our Ladys Convent, L'boro	1
Grace Dieu	2	Stephenson's College	1
Ashby School	1	Viscount Beaumont Primary School	1
Fairfield Preparatory School	1	Woodbrook Vale	1

Q4 These are the modes of transport to school/college.

Car	12
Bus	8
Bus and Car	2
On foot	1
Car and on foot	1

A5 This is the number sharing a lift

Share a lift	12
Don't share a lift	12

A6 How many who would like to be put in contact with others in the parish attending the same school.

Would like to make contact	11
Would not like to make contact	13

A7 How many cycle or walk around the village/parish.

Walk and/or cycle	24
Don't walk or cycle	0

A8 The things that would make it easier to walk or cycle.

More paths/ Cycle Paths	8	Park	1
Nothing	6	Shops	1
Improved Lighting	3	Total responses	19
		Number of questionnaires	17

A9 The features particularly liked about the parish.

Stream	20	Trees	17
Natural hedgerows and fields	19	Buildings	9
Gardens	18	Church	8
		Total responses	91

A10 The features that spoil the parish.

Dog fouling	18	Lack of green spaces	5
Litter	14	Lack of trees	3
Overgrown footpaths/verges	8	Total responses	48
		Number of questionnaires	21

A10a How many households recycle.

Do recycle	23
Don't recycle	0
Total responses	23
Number of questionnaires	23

A11 How many feel they are made aware of what is happening in the parish.

Made aware	13
Not made aware	10
Total responses	23
Number of questionnaires	23

A12 How many would like to have information that is applicable to their age range.

Would like information	19
Would not like information	5

A13 The form in which information would be preferred.

Letter/flyer	16
Poster	6
E-mail	3
Total responses	25
Number of questionnaires	22

A14 The sort of information they would like to receive.

News on activities	18
Advice/information for young people	8
Local issues in the area	8
Total responses	34
Number of questionnaires	21

A15 How many read parish information e.g. Village Voice.

Do read information	2
Don't read information	22

A16 How many willing to write articles or suggest material.

Yes	9
No	15

A17 Where they access the internet.

At home	23
At school	20
Internet cafe	4
Library	4
No access	1
Total responses	52

A17.1 How many use the local library.

Yes	8
No	15
No response	1

The type of materials borrowed:

Books	8
DVDs	1
Total responses	9
Number of questionnaires	8

A18 How many use the mobile library service.

Yes	4
No	20

A19 The type of leisure facilities used

	Daily	Weekly	Monthly	
Public swimming pool	1	8	9	
Cinema	0	2	16	
Park	2	10	4	
Playing field	4	0	8	
Country Park	0	0	8	
Theatre	0	0	6	
Museum	0	0	3	
Private gym	0	1	1	
None of these				1

A20 The type of activities they take part in.

Team sports locally	11	Trampelining/Gymnastics	3
Brownies/Cubs/Scouts/Guides	6	Playing music/singing	3
Horse Riding/Pony Club	6	Running/Athletics	2
Creative arts group	5	Drama group	2
Dancing	4	Other activities – less than 1 young person per activity (see below)	
Football	3	Various ball games	6
Judo/Karate	3	Other activities	3
Swimming	3		
		No activities listed	5

A21 Which group activities they would like to see in the village.

Responded none	5	Dancing	2
Youth Club/Meeting Place	4	Other activities – less than 1 young person per activity	8
		No response	7

A22 Do they feel safe walking/cycling around the village.

Yes	20
No	3
No response	1

If the response was 'No' what could be done to improve safety:

Cycle routes	1
More lights	1
No response	1

A23 How many know how to contact the local police.

Yes	5
No	18
No response	1

A24 School related clubs they attend.

After school club	11
Holiday play scheme	4
Breakfast club	3
No response	11

A25 Location of clubs identified in A24.

At school	8
Several location	3
Heather	1

A26 Other overall comments made.

More buses	2
Cycling Path	1
Places to sit	1
Play in the fields	1
No response	19

To Make Comments on this Report

If you wish to make any comments or observations on this report please do so, in writing, to one of the Parish Plan Group listed below within three weeks of publication of this report on the Osgathorpe website.

Charles Kemp	charles@linkps.co.uk	29, Church Lane
Michael Inchley	mike.inchley@talktalk.net	2, Ashby Road
Gail Hodgson	gailhodgson@hotmail.com	Orchard House Chapel Lane
John Beasley	johnbeasley@aol.com	6, Church Lane
Max Clift	max@ergomaniac.com	The Old Barn Chapel Lane

Appendix

The following is a detailed description of how both the quantitative (tick boxes) and qualitative (written comments) data was extracted from the questionnaires. Where more than one questionnaire was collected from a household, they were immediately clipped together so that the one with the household questions completed (grey background) could be identified. If more than one questionnaire from the household had these questions completed, then the responses from the first questionnaire looked at were used.

All questionnaires were given a unique identification number.

Quantitative Data

A blank questionnaire was used to create a 'coding frame'. This assigns a numerical value to each tick box within each question. The software used to analyse the quantitative data was SPSS. A spreadsheet was generated where each row represented an individual questionnaire and each column an individual question. Attached to each column were labels which translate the coding frame numerical values into the attribute to which a tick box refers e.g. 1= *Very concerned*; 2= *Concerned* etc. Each questionnaire was entered onto the spreadsheet by converting the ticks into numbers. As only one licence was available for SPSS, the spreadsheet was exported into Excel to allow more than one person to enter data and then the Excel files were imported back into SPSS. The software checks to ensure that only the number values assigned to each column (question) are present. Any errors flagged up were checked and corrected. The software then provided an analysis for each question in terms of frequency and percentage. Only the frequency data was transferred manually into the tables in this report.

Qualitative Data

The written comments in each questionnaire were transcribed verbatim into an Excel spreadsheet for each question. Where more than one comment was made in relation to one question, the comments were recorded separately for easier analysis. In the few instances where long responses were made, the content was précised. Where a comment was made which did not relate to the question against which it was made, the comment was moved to the most appropriate question.

When all the responses were catalogued against each relevant question, the responses were grouped into comments which were the same or very similar and a short phrase assigned to each group which best reflected the points being made. It is these short phrases that appear in this report together with the number of times the comment is made. Where there is only one comment, the single comments are grouped together under 'Other Comments'.

Accuracy

It was thought that the most likely source of data errors would come from the recording of the quantitative data onto SPSS/Excel as this involved over 80,000 data entries. To check the accuracy of this data use was made of *British Standard BS 6001-1 Sampling procedures by attributes*. A random sample of 500 data points was taken from the SPSS spreadsheet and checked back to the relevant questionnaire tick box. Three numerical errors were found which when checked back against the relevant sampling plan in the standard showed that there is a 95% confidence that the error rate in the data will be less than 1.5%. This was deemed satisfactory.